



# ENT WORKSTATIONS

## OPTIMUS and OPTIMUS ELITE

OPTIMIZING THE SPACE  
AT THE ENT OFFICE

- Full equipment integration
- Large capacity spaces and drawers
- Built-in suction, pressure, and irrigation system\*



\*According to model

“A good space management reduces costs and optimizes performance. The OPTIMUS workstations provide this and much more”



*Example of fully equipped **OPTIMUS***

# OPTIMUS ELITE WORKSTATION

The OPTIMUS and OPTIMUS ELITE workstations, designed and manufactured by OPTOMIC, meet any demand regarding space for placing instruments and equipment used at the doctor's office.

Made of high-resistance steel, with tempered glass work surfaces, the workstations combine robustness, mobility, and design.

The wide variety of accessories, and the versatile configuration of their components, make the OPTIMUS workstations adapt to the work requirements of the different specialist physicians and their office spaces.



*Example of **OPTIMUS ELITE**  
with equipment and straight monitor support.*



## DRAWERS AND TRAYS


Large upper drawers, with stainless steel trays, and the option of space compartmentalizing through moving subdividers, supports for hooks or speculums... give the workstation an extra flexibility for the professionals to place their medical tools in a customized way.

Four useful shelves and two large capacity lower drawers complete the storage space offered by the OPTIMUS workstation.

“An organized space makes the difference”



# OPTIMUS and OPTIMUS ELITE



Detail of 1<sup>st</sup> drawer

## TOP DRAWERS

The OPTIMUS and OPTIMUS ELITE workstations are supplied with four spacious top drawers and a slide-out work surface with a receptacle for used instruments.

- Size of main drawers:
  - 1<sup>st</sup> drawer: 79 x 34 x 4,5cm
  - 2<sup>nd</sup> and 3<sup>rd</sup> drawer: 79 x 40 x 5,5cm
  - 4<sup>th</sup> drawer: 79 x 40 x 8cm
- Slide-out tray: 79 x 40cm.  
With stainless steel receptacle for used instruments.

## TRAYS AND DIVISIONS

Optionally, stainless steel trays and subdividers can be added to the top drawers to categorize the space more effectively.



Detail of 2<sup>nd</sup> drawer

## SUPPORT FOR HOOKS

Support for hooks, laryngeal mirrors, or other instruments and tools.

## SUPPORT FOR SPECULUMS

Support for ear speculums.



Detail of 3<sup>rd</sup> drawer



Detail of 4<sup>th</sup> drawer



Detail of pull-out tray





**OPTIMUS** lower drawers

#### **LOWER DRAWERS**

The OPTIMUS workstation has two deep lower drawers for storing large and bulky items. They are fitted with a lock and key for security.

- Size of drawers: 39 x 28 x 12,5 cm.

The OPTIMUS ELITE workstation is equipped with irrigation system and water and drainage outlets in the left drawer. The right drawer has the same characteristics as the OPTIMUS drawers.



**OPTIMUS ELITE** lower drawers:  
Irrigation system (left) and storage drawer (right)

“Great things are achieved by a series of small things working together”

OPTIMUS and OPTIMUS ELITE are designed to accommodate a wide variety of equipment supports, converting them into the central point of any ENT practice.

## **MICROSCOPE SUPPORT**

The OP-C16 or OP-C12 OPTOMIC microscopes can be easily and quickly installed in the workstation, saving space, and keeping the same ergonomics, precision and mobility as using a stand-alone support.



*Support with OP-C16 OPTOMIC microscope*



*Lateral rotating support with **OPTOMIC** monitor and camera head support*

## ■ MONITOR SUPPORTS

There are two types of supports to choose between:

- Lateral rotating support: Allows a wide range of movements of the monitor. Headlight and camera head supports can be integrated.
- Straight support: Ideal when little space is available in the office. Headlight support can be integrated.

## ■ CAMERA HEAD SUPPORT

Provides quick and easy attachment for a convenient access. The system protects the camera lens from dust and scratches.

Possibility of choosing among different models of supports according to location and needs.



*Camera head support*

## ■ SUPPORTS FOR RIGID AND FLEXIBLE ENDOSCOPES

Ideal for keeping the endoscopes organized, safe and clean.

- Support for rigid endoscopes: room for 4 endoscopes. Removable sheaths for easy cleaning, prepared for containing disinfectant liquid.
- Support for flexible endoscopes: room for 2 fiberscopes. Removable sheaths for easy cleaning. One of them is closed to contain disinfectant liquid.





## SUPPORT FOR HEADLIGHT

Convenient hanger to have the headlight always nearby.

Possibility of choosing among different models of supports according to location and needs.



*Support for headlight*



*Support for headlight for lateral rotating monitor support*



## SHELVES

High resistance laminated glass shelves. Space designed to set up devices such as light sources, cameras, stroboscopes...

The design includes openings to channel the cables towards the rear power sockets.



*Detail of OPTIMUS shelves with equipment*

#### **WASTE BIN**

Integrated bin to keep waste isolated from other elements.

- Automatic opening at the touch of a button.
- Capacity: 9 L.



# OPTIMUS and OPTIMUS ELITE WORK SURFACES



“A good job requires a solid foundation,  
but a flexible organization”

The large surfaces of the OPTIMUS workstations, made of high-resistance laminated glass, assure that the professional always have a work area available.

## WORK SURFACES

Its functional design facilitates space management as it is divided into:

- 2 fold-up work tables.\*
- The upper work surface is divided into two hinged tops that allows viewing and accessing the contents of the top drawer.



\* OPTIMUS ELITE features only one fold-up work table.



# SUCTION, PRESSURE AND IRRIGATION SYSTEM

The OPTIMUS workstation features a high-power, high-flow suction system.

The OPTIMUS ELITE workstation has the same suction system. Additionally, it incorporates a pressure module and an irrigation module, avoiding the need of further devices, and thus saving space.

All systems can be adjusted individually, and they start up automatically when the hose is picked up.



## SUCTION SYSTEM

High vacuum and high flow system with adjustable flow rate, vacuum pressure gauge and an independent easy-to-clean secretion collection system.

Automatic start up when suction hose is picked up.



Detail of **OPTIMUS** suction system



## SECRETION CANISTER

Removable and easy-to-assemble for a more efficient emptying and cleaning.

- Capacity: 1,5 L

# OPTIMUS and OPTIMUS ELITE



## ■ PRESSURE SYSTEM

(Only in OPTIMUS ELITE)

System with power regulation and a pressure safety limit of 2 bar.

Automatic start up when pressure connector is picked up.

## ■ IRRIGATION SYSTEM

(Only in OPTIMUS ELITE)

System with temperature control at 37°C and automatic ultraviolet light sterilization.

Safety sensor that alerts in case of any liquid leak.




*Detail of systems integrated in **OPTIMUS ELITE***

“Unity is strength.  
We aim to take it to your practice with precision and control”

# HEATERS, LIGHTING and OTHERS



*Detail of heating system keypad*



## ■ ENDOSCOPE HEATER

Heating systems for rigid and flexible endoscopes.

- On/off button.
- Automatic temperature control at 37°C.

## ■ MIRROR HEATER

Stainless steel heating tray for mirrors of assorted sizes.

- On/off button.
- Automatic temperature control at 37°C.
- Automatic disconnection when opening the top drawer.



## ■ INTERNAL LED LIGHTING

The top instrument drawer is fitted with LED illumination.



## ■ SPRAY SUPPORT

The OPTIMUS ELITE workstation includes a stainless steel support that holds up to 3 spray bottles. Fixed by suction cups, it can be positioned anywhere on the workstation's surface for convenience.



## ■ ELECTRICAL CONNECTIONS

The OPTIMUS workstations have 6 internal power sockets (3 on each side) to connect the devices placed on the shelves. In this way, there is no need to occupy other sockets in the office and the cabling is kept hidden and tidy.

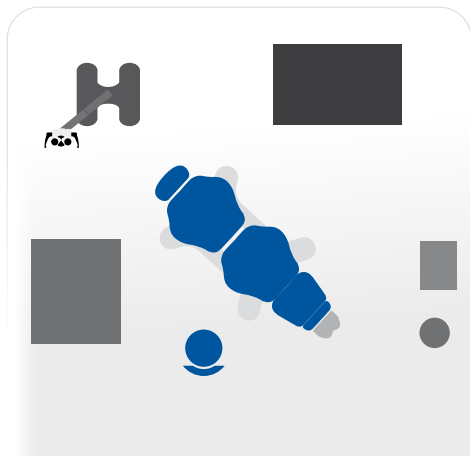


# OPTIMUS and OPTIMUS ELITE

“Changing the look and feel of space with OPTIMUS”

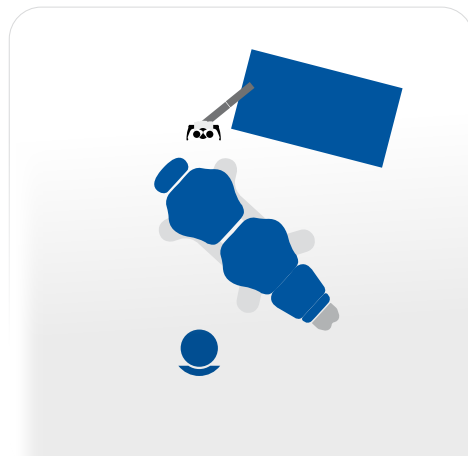
## Conventional office

Illustrative layout



## Office with OPTIMUS

Illustrative layout



Endoscopy tower



0,7m x 0,6m = 0,42m<sup>2</sup>

Microscope



0,7m x 0,7m = 0,49m<sup>2</sup>

Instrument cabinet



0,8m x 0,5m = 0,40m<sup>2</sup>

Suction system



0,04 x 0,03m = 0,12m<sup>2</sup>

Bin



0,03 x 0,03m = 0,09m<sup>2</sup>

**1,5 m<sup>2</sup>**

OPTIMUS



0,95m x 0,5m = 0,47m<sup>2</sup>



**0,5 m<sup>2</sup>**





## GENERAL CHARACTERISTICS

## OPTIMUS

## OPTIMUS ELITE

### SUCTION SYSTEM

Flow of 70 liters/minute. Continuous suction.  
Adjustable and measured by vacuum pressure gauge.  
1,5L secretion canister



### IRRIGATION SYSTEM

—

Irrigation temperature: 37°C  
Pressure regulator: 2 bar  
Optical safety sensor for liquid leak warning  
Automatic ultraviolet light sterilization

### PRESSURE SYSTEM

—

Continuous pressure (max. 30 min.)  
Pressure regulator: 2 bar  
Spray support included

### BIN

17 x 23 x 26 cm, 9 liters, automatic

### DRAWERS

1 of 79 cm x 34 cm, height 4,5 cm  
2 of 79 cm x 40 cm, height 5,5 cm  
1 of 79 cm x 40 cm, height 8 cm  
2 of 28 cm x 39 cm, height 12,5 cm

1 of 28 cm x 39 cm x 12,5 cm

### WORK SURFACES

1 pull-out tray of 79 cm x 40 cm  
2 fold-up work tables of 29,5 cm x 33 cm  
2 hinged tops of 37 cm x 40 cm  
4 shelves of 34 cm x 40 cm

1 fold-up work table

3 shelves of 34 cm x 40 cm

### INTERNAL LIGHTING

LED type in 1<sup>st</sup> drawer

### ENDOSCOPE SUPPORTS

4 rigid and 2 flexible

### COLORS

Different colours available

### DIMENSIONS

95,5(w) x 95(h) x 63(d) cm

104,5(w) x 95(h) x 63(d) cm

### WEIGHT WITHOUT ACCESSORIES

195 Kg

210 Kg

### MAX. CONSUMPTION OF PERIPHERALS

800 W

### MAX. CONSUMPTION OF WORKSTATION

1600 W

1600 W

### MAX. CONSUMPTION OF PRESSURE AND IRRIGATION

—

1700W at 230V / 1600W at 120V

### OPTIONAL ACCESSORIES

- Microscope support
- Lateral rotating/Straight monitor support
- Support for camera head and fiber optic cable
- Support for headlight
- Mirror heater
- Rigid endoscope heater
- Flexible endoscope heater
- Transport bars

## OPTOMIC ESPAÑA S.A.

Madroño, 4. E-28770 Colmenar Viejo, Madrid, Spain  
Tel: +34 91 804 44 44 • Fax: +34 91 803 84 14  
export@optomic.com • www.optomic.com

