



producing quality

# COLPOSCOPE OP-C2L

THE BEST VISION IN COLPOSCOPY

- Integrated illumination
- 3 steps Galileo magnifications
- Light and compact





## INTEGRATED COLPOSCOPY

The **OP-C2L** is the most compact colposcope in the entire OPTOMIC product line.

It combines qualities from all OPTOMIC's colposcopes with the latest illumination technology. The LED, integrated in the head, provides uniform white light, perfect for the daily work of the specialist.

Accessories as supports, trays and beam splitters transform this equipment into an integrated device, suitable for any medical office and practice.

“TOTAL INTEGRATION:  
LIGHT POTENCY, SHARP IMAGES  
AND ERGONOMICS”

### **MOBILE MOUNTING**

Provides firm support but is also easy to move as a result of its five wheels with independent brakes.

# MOVEMENT, TURNS AND BRAKES

## SMOOTH MANAGEMENT

The OP-C2L can be moved and positioned as desired with just one hand through a handle located on the head. The equipment's accessibility is a result of its balanced design, with angular bearings and Teflon discs.

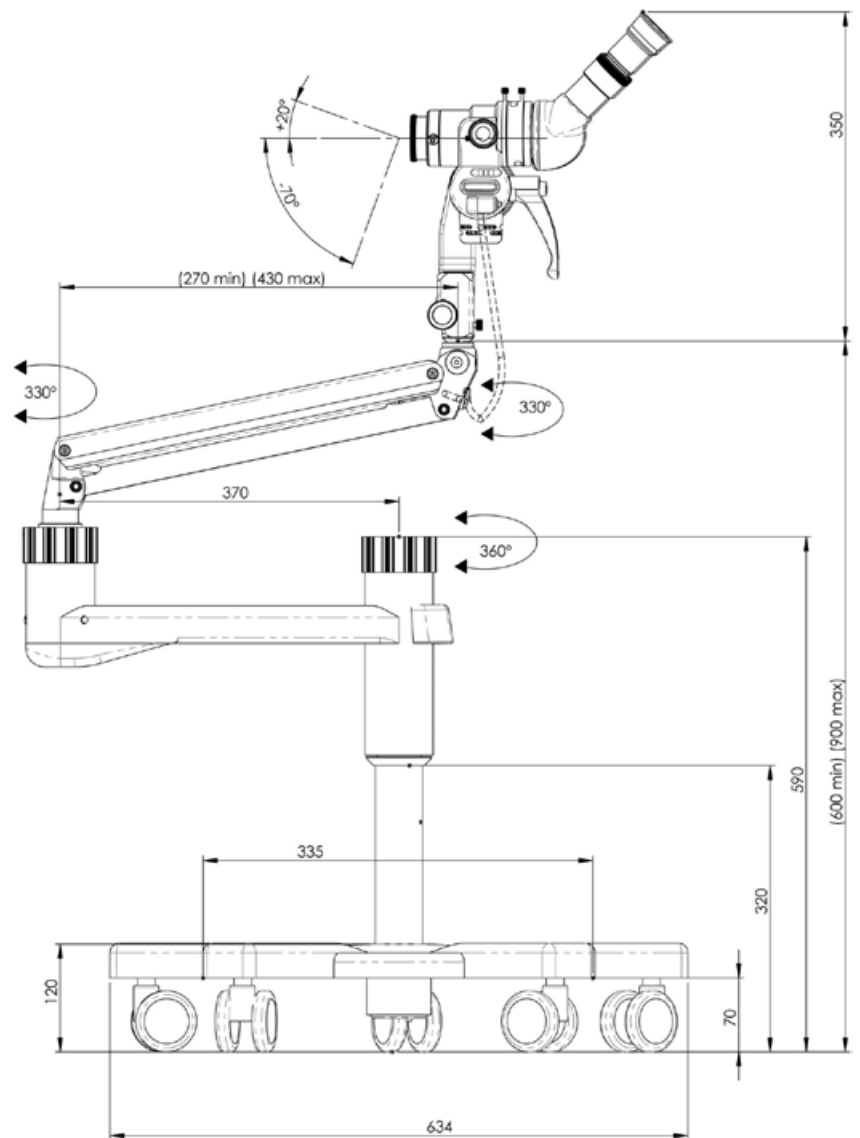
Progressively adjustable brakes allow the device to be placed in the desired position and provide great stability even during complex movements.



### CONTROL HANDLE

Its angle can be adjusted to improve ergonomics.

The handle is manufactured with high-resistance technopolymer.



### FRICITION AND BRAKE ADJUSTMENTS

Provides mobility precision and stability in the chosen position.



# LENSES, EYEPIECES AND MAGNIFICATION

## THE BASIS FOR EXCELLENCE IN COLPOSCOPY

Its stereoscopic head **OP-C2L** is combined with the 45° inclined binocular and the objective with large diameter lens. This provides perfect light transmission; generating bright images with high resolution and contrast, while preserving the natural color of all elements and avoiding chromatic and shape distortions.

### INCLINED BINOCULAR HEAD

Its 45° inclined binocular helps the professional adopt an ergonomic posture during the observation.





# COLPOSCOPE **OP-C2L**



- **OBJECTIVE 250mm**  
Great brightness, with fine focus.

- **OPTIONAL 300mm OBJECTIVE**



"LENSES ARE WINDOWS TO  
PRECISE EXAMINATIONS"

- **MAGNIFICATIONS DRUM**  
Three-step Galilei magnifications changer.



# LIGHT SYSTEM

## HIGH LIGHTING POTENCY FOR ALL NEEDS

The colposcope OP-C2L integrates a LED light in its head. LED technology provides a long working lifespan of more than 60.000 working hours. Its green filter turns red into black providing a better display of vascularization for accurate diagnosis.

### LED LIGHT SOURCE INTEGRATED IN THE HEAD

The high potency LED light is incorporated in the head, making the colposcope compact. The controls are incorporated in the body, for easy and comfortable management.



### LIGHT ADJUSTMENT

Comfortable light intensity adjustment depending on the needs.

# VIDEOCOLPOSCOPY SYSTEM

## FULL HD TECHNOLOGY AT YOUR FINGERTIPS

With OPTOMIC's beam splitter **OP-TV10 HD**, the OP-C2L is turned into a powerful digital high-definition videocolposcopy equipment.

Several options make this a compact and easy-management device.

For instance, projecting the image on a monitor, with area selection for optimizing automatically light parameters and the possibility of video recording through a capture system for subsequent analysis.

### OP-TV10 HD (optional)













- Beam splitter key operating panel with tip-touch keys: White Balance, selection of the area for light control and Standby.
- Optical system through Lumière cube 80/20 and objective  $f=60\text{mm}$  with dielectric multi-coat treatments.

"HIGH RESOLUTION, YOUR STRONGEST ALLY DURING EXAMINATION"





## FEATURES

	HEAD	Stereoscopic with fine focus.
	BINOCULAR	45° inclined stereoscopic binocular head.
	EYEPIECES	Wide field 10x. Adjustable interpupillary distance: from 55 to 74mm. Dioptric adjustment of +/- 5 diopters.
	OBJECTIVES	Objective of f=250mm (optional f=300mm).
	MAGNIFICATIONS CHANGER	3 steps Galileo magnifications (0,6x; 1x; 1,6x).
	MAGNIFICATIONS	3,5x to 17,5x depending on the chosen combination of objective, binocular and eyepieces.
	ILLUMINATION SYSTEM	Integrated on the head. Coaxial through the objective with LED light source and green filter.
	MOVEMENT SYSTEM	Universal movement through angular bearings and Teflon discs. Brake regulation of hardness and blocking. Soft Move System.
	MOUNTINGS	Floor mounting with 5 wheels and independent brakes. Gynecological chair support.
	VOLTAGE	100-240VAC / 50-60Hz.
	WEIGHT (body)	15 Kg.
	OPTIONAL ACCESORIES	Beam splitters (several options). Digitally Soft software. Monitor support. Tray for laptop Tray for camera.

### OPTOMIC ESPAÑA S.A.

Madroño, 4. E-28770 Colmenar Viejo. Madrid, Spain  
Tel: +34 91 804 44 44  
export@optomic.com  
www.optomic.com